

Salt Lake OFFICE/WAREHOUSE FOR LEASE

Lease Rate: \$1.25/PSF NNN

CAM: \$0.21/PSF

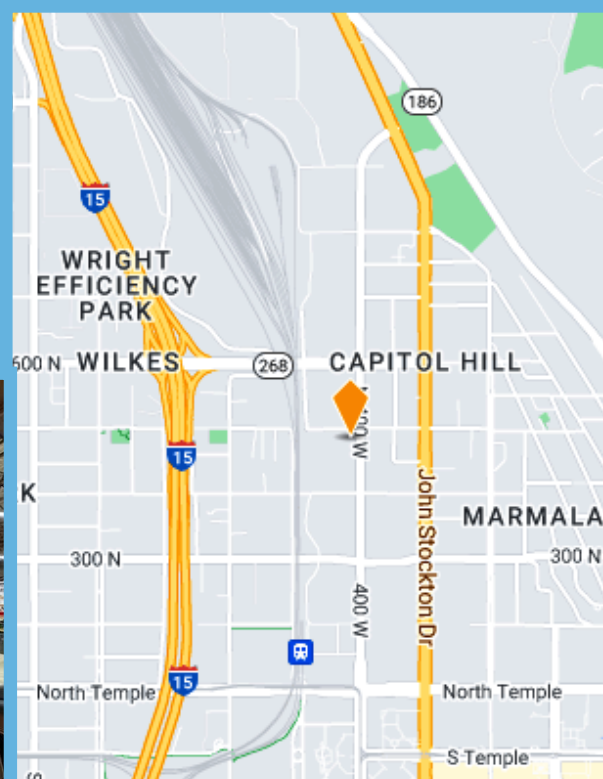


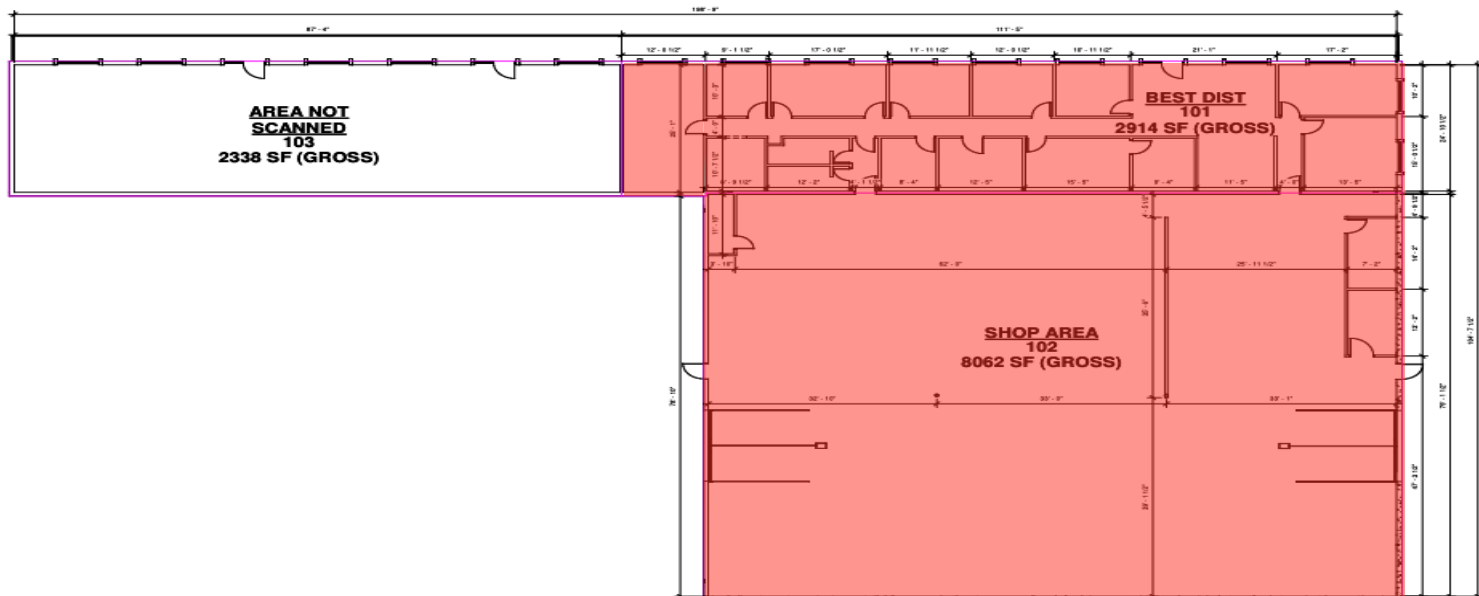


- 10,976 Sq. Ft. Available for Lease
 - Office: Approx. 2,914 Sq. Ft.
 - Warehouse: Approx. 8,062 Sq. Ft.
- Lease Rate: \$1.25 NNN
- Private Fenced Yard
- Two 12' X 14' Level Doors (Drive Through Capable)
- 20' Clearance
- Power: 3 Phase Heavy Power
- Fire Suppression
- Construction: Masonry
- Year Built: 1977
- Easy Access to I-15 and Legacy Hwy
- New LED lighting throughout warehouse
- New Roof (2022)



2040 E. Murray Holladay Road
Suite 310
Holladay, UT
801.876.6070
CRESUTAH.COM

Justin Welch
Principal Broker
Cell 801.718.8842
Office 801.876.6071
justin@cresutah.com



2040 E. Murray Holladay Road
Suite 310
Holladay, UT
801.876.6070
CRESUTAH.COM

Justin Welch
Principal Broker
Cell 801.718.8842
Office 801.876.6071
justin@cresutah.com